

## Say goodbye to- print, sign, scan... Capture your patients' signatures electronically!

### Key Points

- ✓ **Save time** - Eliminate the need to print, sign, scan and save!
- ✓ **Save money** - Save on costs of paper, ink, and labor
- ✓ **Eco-friendly** - Save some trees!
- ✓ **Flexible** - Multiple signatures per document or initialing supported
- ✓ **Legal** and enforceable by law

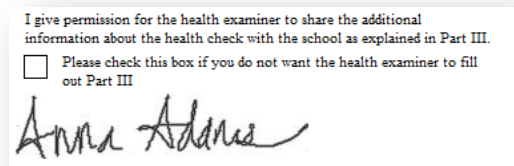

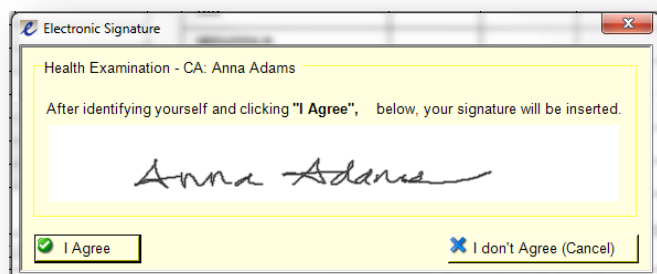
### eSignature Options

#### Option 1: Signature Pad

Using a signature pad, have the patient sign directly on the device and the image of their signature will be inserted directly on the document in the appropriate location.


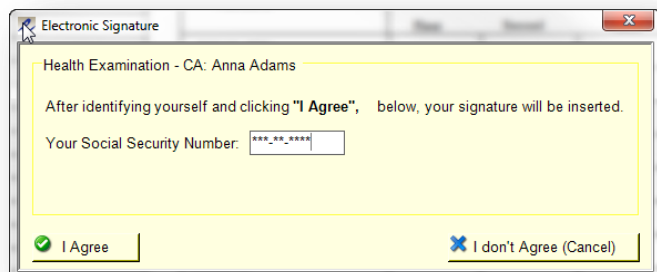
#### Option 2: Tablet Signature

Using a tablet, capture the patient's signature by having them sign directly on the tablet!



#### Option 3: Keyboard

Using a keyboard or number pad, have the patient identify themselves by entering their social security number. MDsuite verifies the entry and if correct, inserts an electronic signature.



/Electronically signed: Anna Adams,11/22/2011 10:31:25 AM/



Data Strategies, Inc.

Microsoft Partner   
 Gold Independent Software Vendor (ISV)

### Are signature pads required?

No! There are two options described on page one that do not require a stand-alone signature pad.

### What signature pad is compatible with MDsuite?



#### **SignatureGem LCD 1x5**

Includes all the high-quality capture features of an electronic signature pad with the added feature of an LCD interactive display, allowing users to see "electronic ink" under the pen tip as they sign.

Contact your sales representative or [sales@mdsuite.com](mailto:sales@mdsuite.com) for pricing.

### What tablets are compatible?



Any Windows tablet meeting MDsuite system requirements is compatible. Specifically we recommend the Fujitsu Lifebook T901 Tablet.

Contact your sales representative or [sales@mdsuite.com](mailto:sales@mdsuite.com) for pricing.

### How do I setup documents to capture signatures?

When designing a document in MDsuite, you can simply insert a signature field and place it anywhere on the document. When clicked, the patient will be prompted to sign electronically. Please see the MDsuite Help File for detailed instructions.

When you purchase a signature pad, we will walk you through installation and setup.



Data Strategies, Inc.

Microsoft Partner   
Gold Independent Software Vendor (ISV)